



IMPACT BARS

AEG Impact Bars are cast polyurethane, of up to 1500mm in length, and is both chemically and mechanically bonded to an extruded Aluminium profile for quick, safe and secure installation.


Specifically designed to extend equipment and structural life by absorbing and dampening the impact force of falling aggregate.

They are installed in chutes, hoppers or bins where the falling velocity of the product stream can be controlled and lessens the wear rate in critical areas.

They are easily installed on top of existing liners (steel or polyurethane), and the existing liner fixing holes are used, allowing speed and ease of installation.

Impact bars are light weight and reduce the incidence of injuries during installation. Due to the light weight, fewer maintenance staff are required for installation. The T-bolt fastening method is quick, safe and secure and eliminates gas cutting and welding methods.

Impact bars can be installed in hoppers and chutes to serve as a 'dead box' to retain material, which in turn serves as a wear resistant protective layer.



Features

- Versatile: cross or with flow
- Impact zones
- Velocity breaker
- Lifter bars in mills / drums
- Dead boxes for large ore bodies (>50mm)
- Easily fixed on top of liners using existing holes

Combination Impact Bar Liner

- Mill Combination Lifter Bar and Liner
- Liner integrated with lifter bar
- Flow directional to eliminate fines ingress
- High impact areas in chutes
- Profile & size can be modified
- Can be installed in radius or in chutes



Christchurch
P 0800 880 233
F 0800 880 234
sales@advanced-eng.co.nz

Brisbane
P 61 7 3713 7744
F 61 7 3713 7788
sales@advanced-eng.com.au

Melbourne
P 61 3 9363 1577
F 61 3 9363 6099
sales@advanced-eng.com.au

For more information on our products and services visit our website at www.advanced-engineering-group.com

IMPACT BARS



Dimensions:

100 x 120mm x 1000mm length;
100 x 100mm x 1500mm length;
80 x 100mm x 1500mm length;
75 x 75mm x 1500mm length

Fixing method:

Integrated Aluminium rail,
Sliding T-bolt with washer

Materials:

Hot Cast Polyurethane 80 -85 Shore A
Extruded Aluminium (high alloy) profile
Hardness can be customised to required level according to application requirement

Applications:

Chutes,
Bins & hoppers,
ROM tips
Skips,
Transfer points,
Head chutes,
Mills
Scrubbers
Screens