

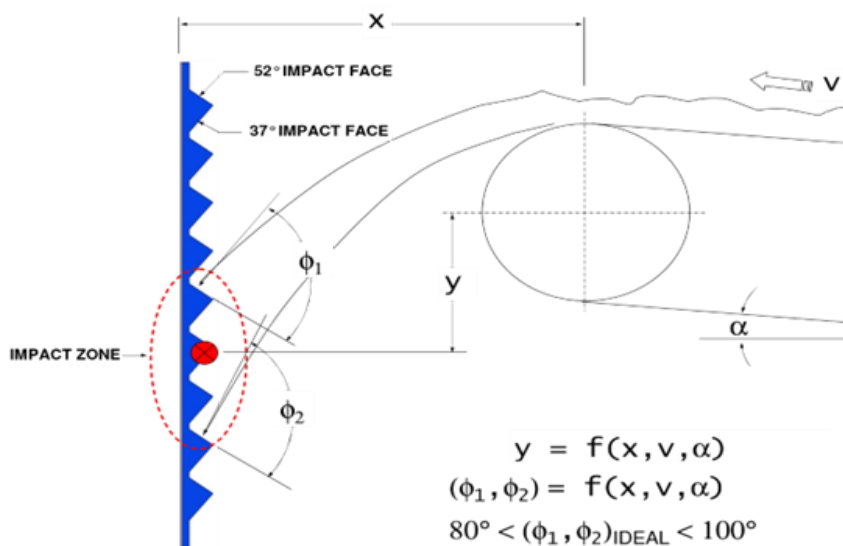


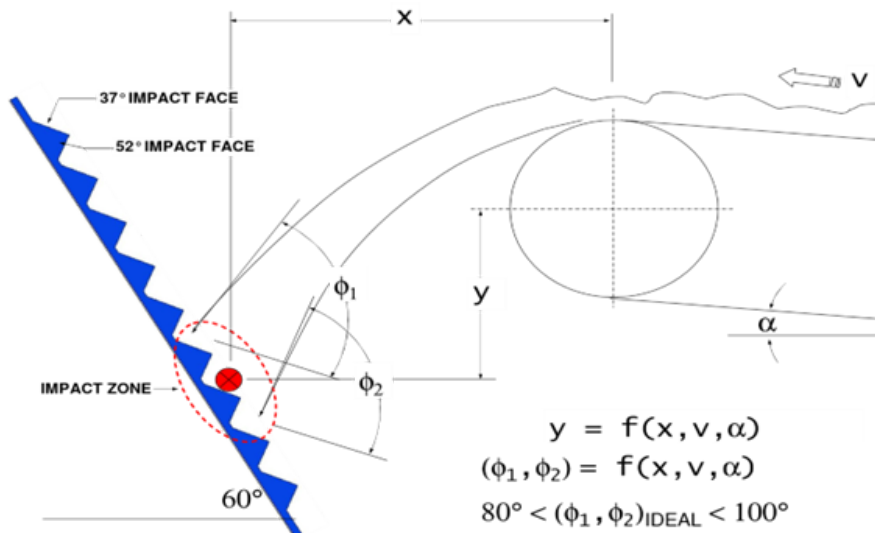
Saw Tooth Liner

The AEG Saw Tooth Liner is a heavy-duty polyurethane liner, designed specifically for conveyor pulley head chutes. All liner types do not perform well when there is an acute material impingement angle ranging between 30° - 45°, modifying the apparent impact angle to an ideal 90°, our saw tooth liner will outperform any other liner type in this application. Liners come fitted with a unique rigid, textured, resin composite backing plate.

IDEAL HEAD CHUTE CONVEYOR STREAM IMPACT ON VERTICAL WALL:



IDEAL HEAD CHUTE CONVEYOR STREAM IMPACT ON 60° WALL:



Features

- Modifies the apparent material impact angle to an ideal 90°
 - Variable angles -
 - 37° (30-45° incidence)
 - 53° (45-60° incidence)
 - Heavy duty applications
- Ideal for Conveyor head chutes
 - Alternative to dead-boxing
 - Replacement to railway line

Size

- Standard: 1220x1220x70mm
- Custom sizes available

Brisbane

Unit 2/75 Metroplex Place
Wacol QLD 4076
(07) 3713 7744

aeg-group.au

Melbourne

33 Castro Way
Derrimut VIC 3026
(03) 9363 1577